

DB12-100

12V 100Ah(10hr)

The rechargeable batteries are lead-lead dioxide systems. The dilute sulfuric acid electrolyte is absorbed by separators and plates and thus immobilized. Should the battery be accidentally overcharged producing hydrogen and oxygen, special one-way valves allow the gases to escape thus avoiding excessive pressure build-up. Otherwise, the battery is completely sealed and is, therefore, maintenance-free, leak proof and usable in any position.

Battery Construction

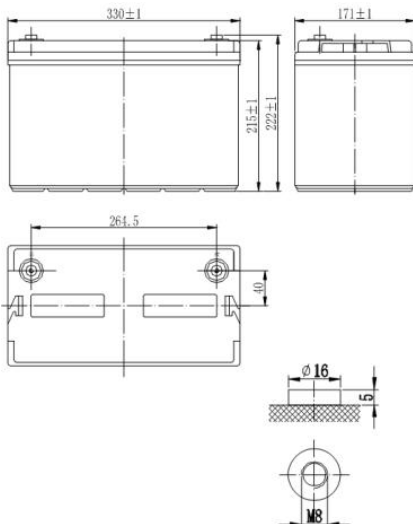
Component	Positive plate	Negative plate	Container	Cover	Safety valve	Terminal	Separator	Electrolyte
Raw material	Lead dioxide	Lead	ABS	ABS	Rubber	Copper	Fiberglass	Sulfuric acid

General Features

- Absorbent Glass Mat (AGM) technology for efficient gas recombination of up to 99% and freedom from electrolyte maintenance or water adding.
- Not restricted for air transport-complies with IATA/ICAO Special Provision A67.
- UL-recognized component.
- Can be mounted in any orientation.
- Computer designed lead, calcium tin alloy grid for high power density.
- Long service life, float or cyclic applications.
- Maintenance-free operation.
- Low self discharge.

Dimensions and Weight

Length(mm / inch)	330 / 12.99
Width(mm / inch)	171 / 6.73
Height(mm / inch)	215 / 8.46
Total Height(mm / inch)	222 / 8.74
Approx. Weight(Kg / lbs)	30.0 / 66.14



Performance Characteristics

Nominal Voltage	12V
Number of cell	6
Design Life	10 years
Nominal Capacity 77°F(25°C)	
10 hour rate (10.00A, 10.8V)	100Ah
5 hour rate (16.83A, 10.8V)	84.15Ah
1 hour rate (56.93A, 10.5V)	63.50Ah
Internal Resistance	
Fully Charged battery 77°F(25°C)	≤5.0mOhms
Self-Discharge	
3% of capacity declined per month at 25°C(average)	
Operating Temperature Range	
Discharge	-20~60°C
Charge	-10~55°C
Storage	-10~50°C
Max. Discharge Current 77°F(25°C)	1000A(5s)
Short Circuit Current	2100A
Charge Methods: Constant Voltage Charge 77°F(25°C)	
Cycle use	2.40-2.45VPC
Maximum charging current	30.0A
Temperature compensation	-30mV/°C
Standby use	2.20-2.30VPC
Temperature compensation	-20mV/°C

Discharge Constant Current (Amperes at 77 ° F25 ° C)

End Point Volts/Cell	10min	15min	30min	1h	3h	5h	8h	10h	20h
1.60V	232.5	179.2	103.9	61.78	27.52	18.42	12.57	10.70	5.44
1.65V	224.8	173.9	101.8	60.59	27.13	18.12	12.38	10.60	5.39
1.70V	214.7	166.9	98.8	59.11	26.63	17.82	12.18	10.50	5.32
1.75V	201.2	157.4	94.9	56.93	25.84	17.43	11.98	10.30	5.23
1.80V	183.1	144.6	89.5	54.06	24.75	16.83	11.58	10.00	5.10

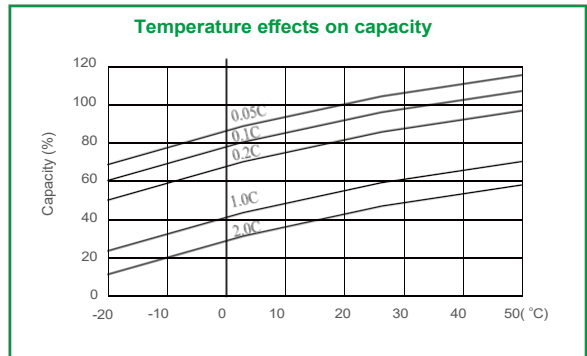
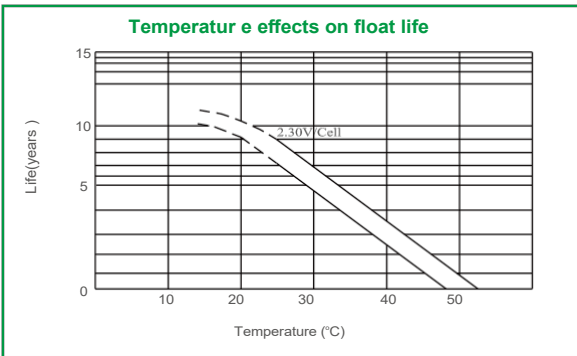
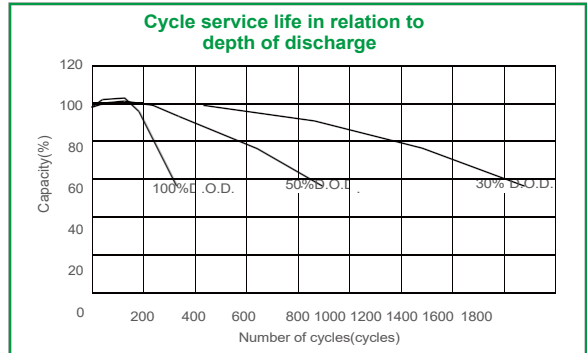
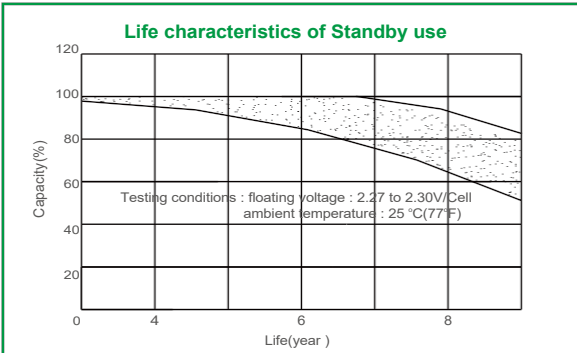
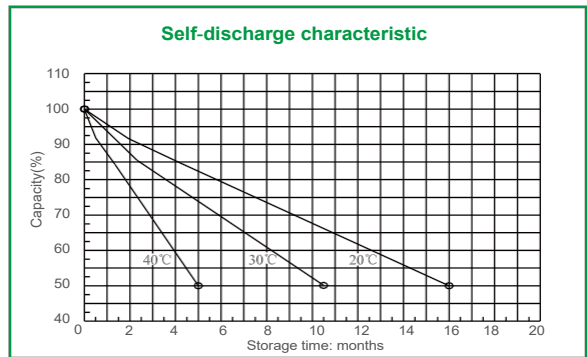
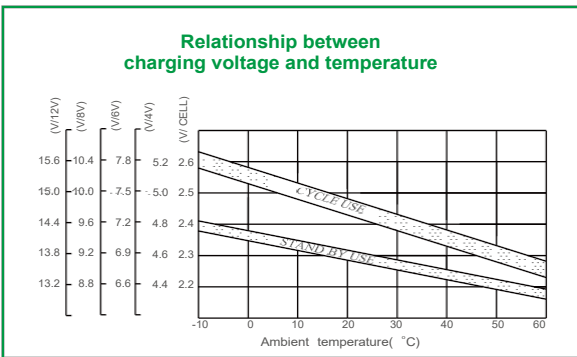
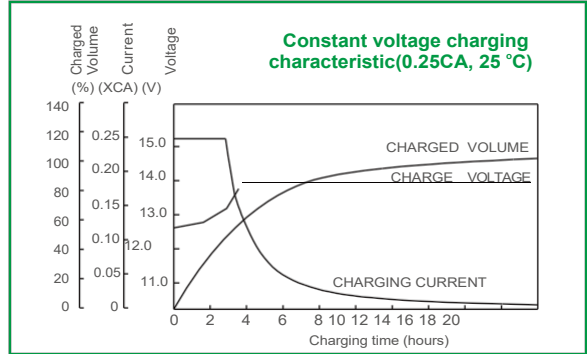
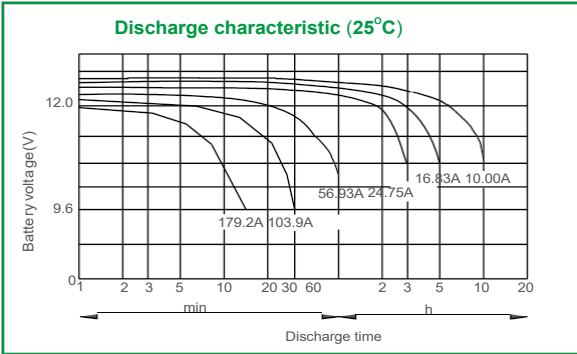
Discharge Constant Power (Watts at 77 ° F25 ° C)

End Point Volts/Cell	10min	15min	30min	1h	2h	3h	5h	8h	10h
1.60V	395	314	189	115.8	70.1	52.7	35.4	24.5	21.1
1.65V	392	311	187	114.9	69.4	52.2	35.1	24.3	20.9
1.70V	378	300	183	111.9	68.0	51.2	34.7	24.0	20.7
1.75V	362	287	177	108.9	66.1	50.0	34.0	23.5	20.3
1.80V	334	268	170	104.0	63.5	48.1	33.0	22.9	19.8

(Note)The above characteristics data are average values obtained within three charge/discharge cycles not the minimum values.

DB12-100

12V 100Ah(10hr)



BARY POWER TECHNOLOGY CO., LTD
 Add: HuiHuang Industrial park, Boluo County , Huizhou Guangdong China
 TEL: +86-755- 2946 8760
 FAX: +86-755- 2946 8760






www.barypowerbattery.com